


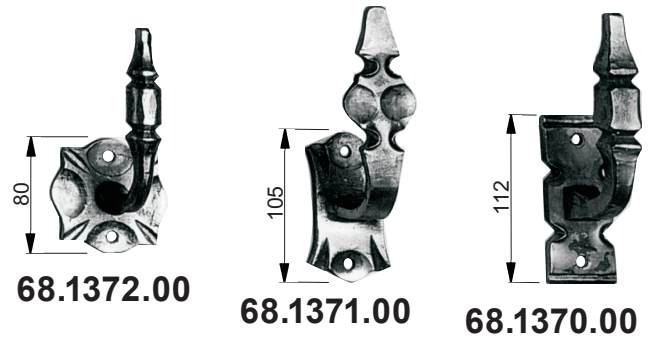
**Handlauf-Anfänge, Stahl geschmiedet, roh, kurz.**

| MTS               | Abmessung | Länge ca. |
|-------------------|-----------|-----------|
| <b>68.1860.00</b> | 40 x 8 mm | 340 mm    |
| <b>68.4340.00</b> | 40 x 8 mm | 345 mm    |
| <b>68.1710.00</b> | 40 x 8 mm | 365 mm    |



**Handlauf-Wandhalter, Stahl geschmiedet, roh.**

| MTS               | Ausführung                      |
|-------------------|---------------------------------|
| <b>68.1372.00</b> | mit Eckiger-Rosette, 80 x 80 mm |
| <b>68.1371.00</b> | mit Längs-Rosette, 105 x 70 mm  |
| <b>68.1370.00</b> | mit Längs-Rosette, 112 x 45 mm  |



**68.1314.00**


**Rosette 1314, Stahl geschmiedet, roh,**  
Abm.: 50 x 50 mm, Lochung 4-kt. 12 x 12 mm.



**68.1314.00**

**Rosetten, Stahl geschmiedet, roh.**

| MTS               | Abmessung  | Lochung         |
|-------------------|------------|-----------------|
| <b>68.1351.00</b> | 50 x 50 mm | flach 8 x 16 mm |
| <b>68.1352.00</b> | 50 x 50 mm | Ø 12 mm         |



**68.1351.00**



**68.1352.00**

**Rosetten, Stahl geschmiedet, roh.**

| MTS               | Abmessung | Lochung          |
|-------------------|-----------|------------------|
| <b>68.1390.00</b> | Ø 50 mm   | 4-kt. 12 x 12 mm |
| <b>68.1392.00</b> | Ø 50 mm   | Ø 12 mm          |



**68.1390.00**



**68.1392.00**

**68.1382.00**

**Holzschraube 1382, Stahl geschmiedet, roh.**



**68.1382.00**

**68.1381.00**

**Dübelschraube 1381, Stahl geschmiedet, roh.**



**68.1381.00**